

5211

2-1/16" x 3-1/4"




5206

1 5/16" X 2 1/4"



5274

1 9/16" X 2 3/8"




5212

2 3/4" x 4 1/2"




5208

1 7/8" X 2 3/4"




5203

1 1/8" X 2"




52045 1 3/4" ROUND




5204

1" X 2 3/8"



5205

1" x 2 3/4"



5200

1" X 1 5/8"



HOW TO USE THE TEMPLATE SHEET

- 1) Simply print the sheet out on your printer
- 2) Overlay the template sheet over your existing stamp, or a printed out sample that you have created, to see which size would best fit
- 3) Your stamp cannot go outside the borders of the stamp borders shown, as machines are manufactured to these sizes